

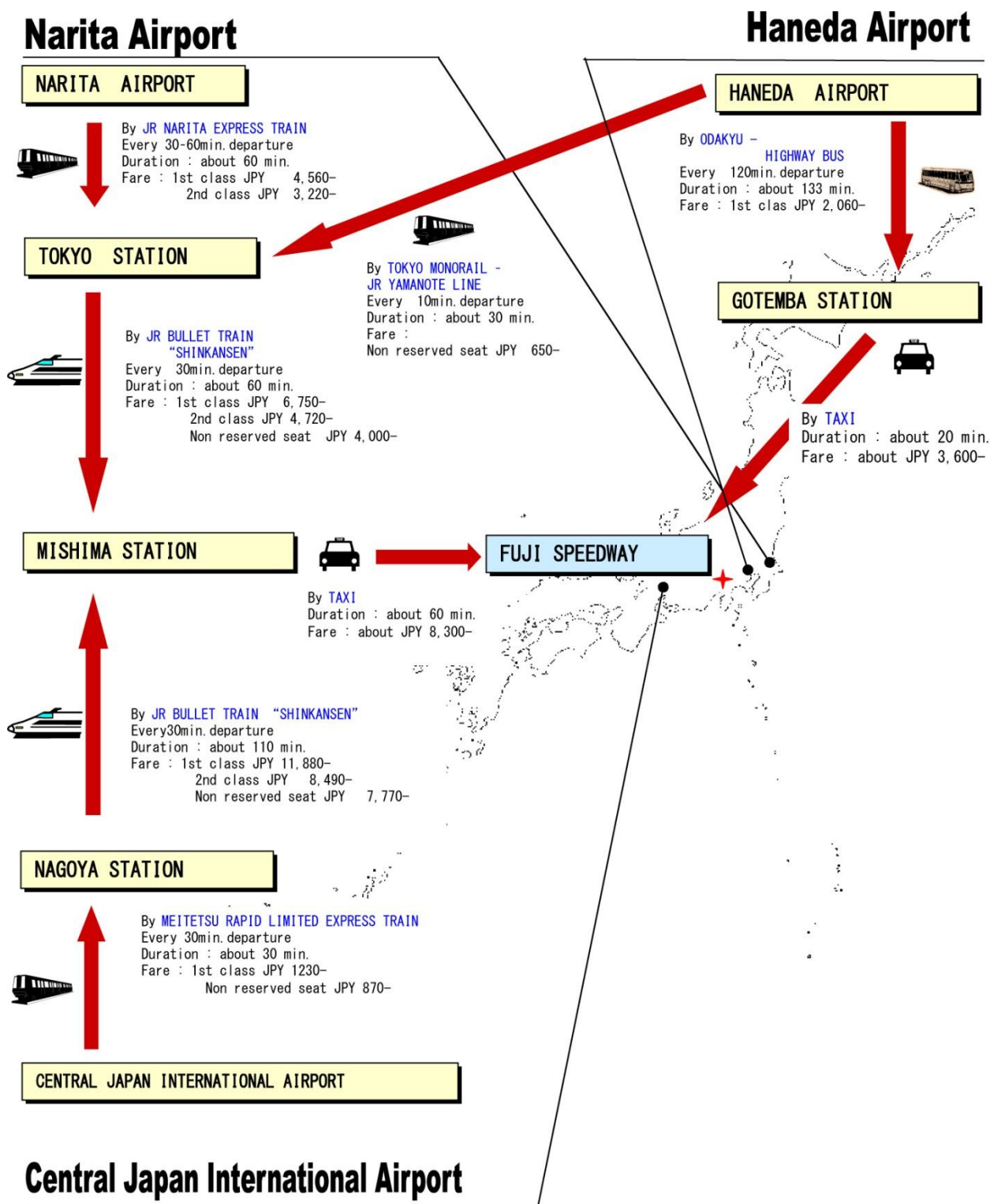
2025 GT World Challenge Asia & Japan Cup

Fuji International Speedway Information



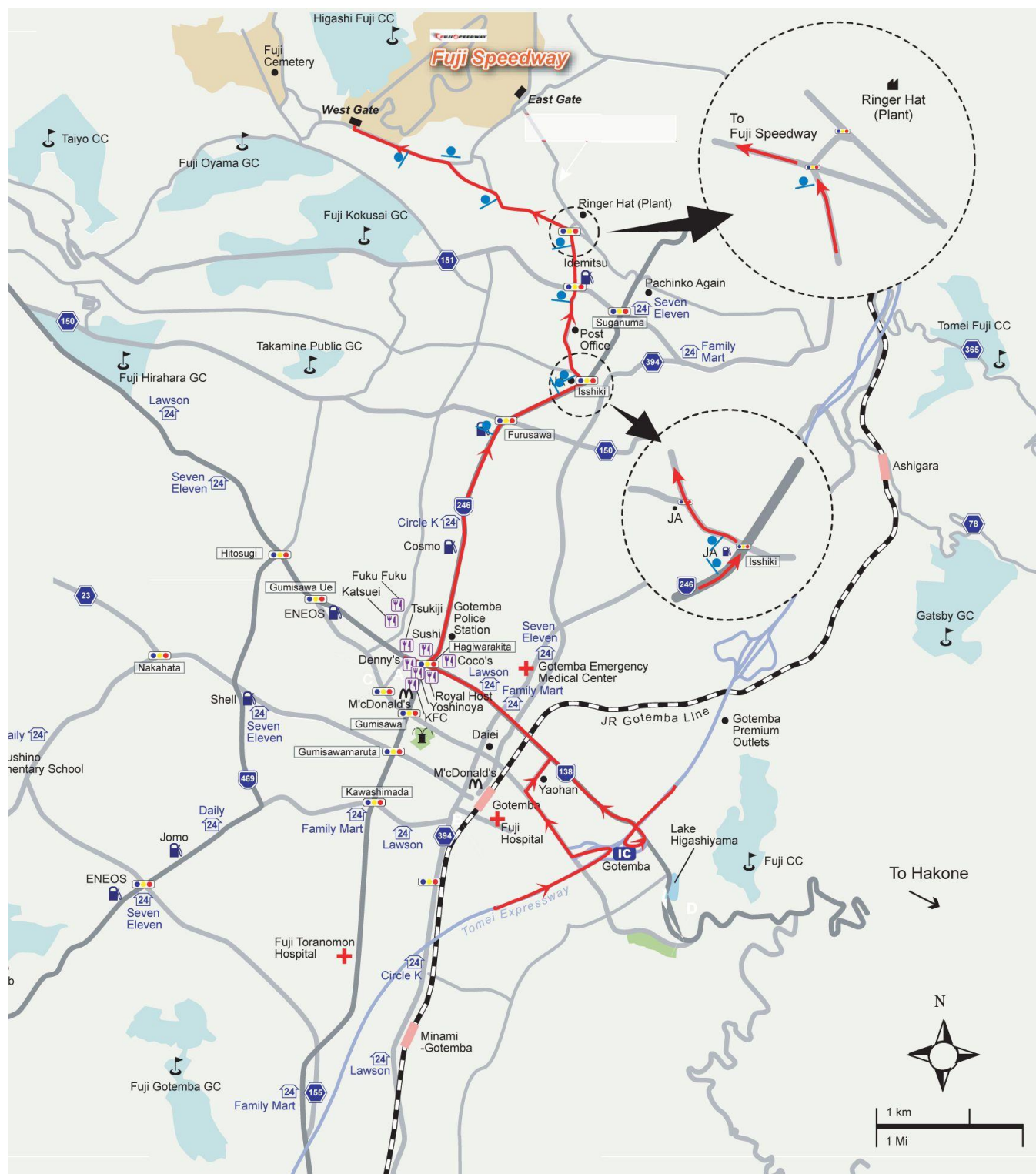
2025 GT World Challenge Asia & Japan Cup

Access from airport to FUJI SPEEDWAY



2025 GT World Challenge Asia & Japan Cup

Access from Gotemba Interchange to Fuji Speedway

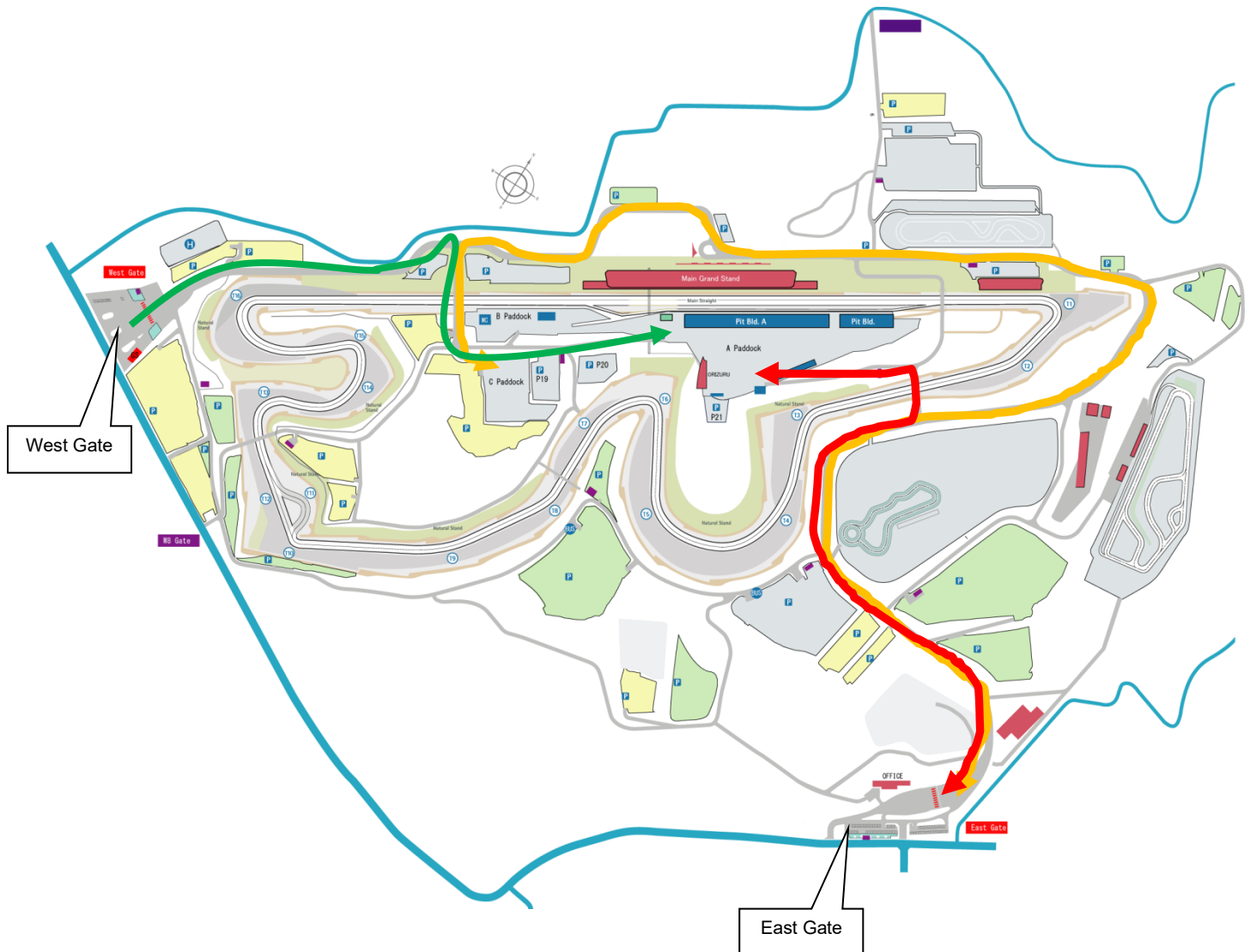


2025 GT World Challenge Asia & Japan Cup

Overall Circuit Map

Fuji International Speedway Co.,Ltd.
694 Nakahinata,Oyama-cho,Sunto-gun,Shizuoka pref. 410-307
+81 550 78 1234
<http://www.fsw.tv/>

Entry : West gate and East gate



Enter the East gate and West gate

If you have [A paddock] parking pass, Please refer Red Line and or Green Line in the map.,

If you do not have parking pass [A paddock], Please refer Yellow Line and or Green Lines in the map.

If you want to park P18,C paddock ,you need parking pass.

You can't go through A paddock area without [A paddock parking] pass.

2025 GT World Challenge Asia & Japan Cup

Fuji Speedway Operation Hours -2025								25.Jun. FSW
	7th(Mon.)	8th(Tue.)	9th(Wed.)	10th(Thu.)	11th(Fri.)	12th(Sat.)	13th(Sun.)	14th(Mon.)
East Gate	Not Available	Available	Available	Available	Available	Available	Available	Available
(Open)	Not Available	7:15	7:15	7:00	6:45	6:00	6:15	7:30
(Close)	Not Available	20:30	20:30	20:30	22:00	22:00	22:00	20:30
West Gate	Not Available	Available	Available	Available	Available	Available	Available	Available
(Open)	Not Available	8:00	8:00	8:00	8:00	8:00	6:30	7:00
(Close)	Not Available	16:00	16:00	16:00	16:00	16:00	16:00	16:00
Pass accreditation (West gate)	Not Available	Close	Close	Close	8:00-18:00	8:00-18:00	8:00-18:00	close
*Race Secretariat	Not Available	9:15-18:00	9:15-18:00	8:00-18:00	8:00-18:00	6:30-19:00	6:30-19:00	9:15-18:00
*Media Center	Not Available	Close	Close	7:00-17:00	7:00-17:00	7:00-18:00	7:00-18:00	Close
Medical Center	Not Available	*9:00-17:00 Nurse Only	*9:00-17:00 Nurse Only	*9:00-17:00 Nurse Only	8:00-17:00	7:30-18:00	7:30-18:00	*9:00-17:00 Nurse Only
Gas Station(Paddock)	Not Available	TBN	TBN	8:00-17:00	7:00-18:00	7:00-18:00	7:00-17:30	Close
Restaurant	Not Available	9:30-17:00	9:30-17:00	9:30-17:00	9:30-17:00	9:30-17:00	9:30-17:00	9:30-17:00
Spectator Information Center	Close	Close	Close	Close	Close	OPEN TBN	OPEN TBN	Close

*For team working on Monday to Thursday by 20:30, on Friday to Sunday by 22:00.

Please close the pit shutter to avoid pit work sounds and lights coming out.

If you need extra time for work, please suggest to FSW race secretariat by 17:00 each day.

*For English assistant on race secretariat business in emergency ,please contact

Ms Seki at +81 90 9347 3498 mobile .(Wechat, Whatapp,Line)

*Media business, please contact Mr. Tokuda +81 90 8109 7124 at 9:00-20:00

*Medical Center on Friday to Sunday. If you need doctor, please suggest FSW race secretarial.

**Please be sure to present Organization pass at the gate entry.

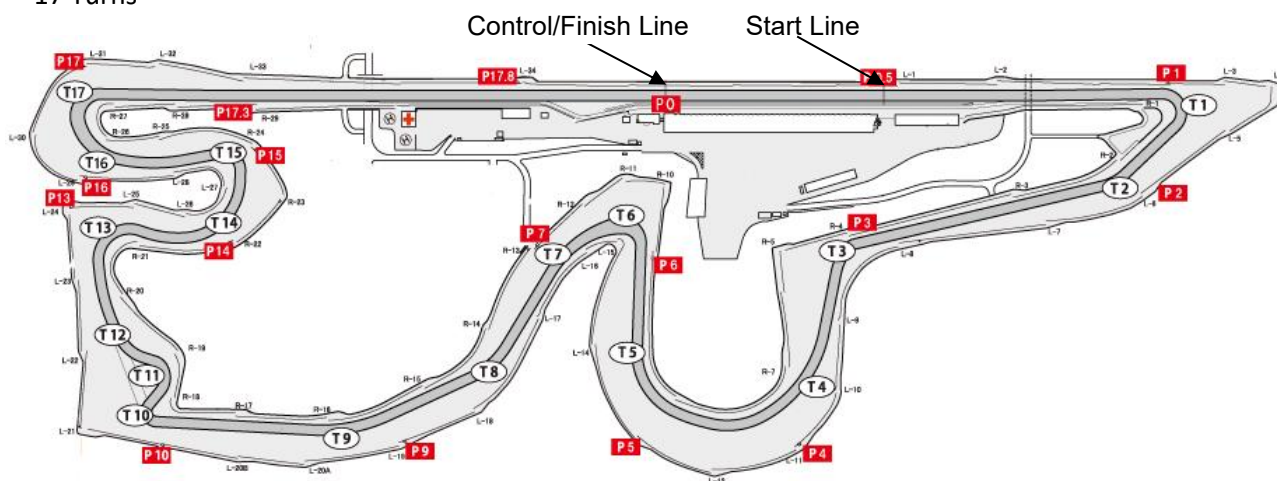
**Please be sure to present Parking pass at the A paddock and hold it in the car mirror on Friday to Sunday.

2025 GT World Challenge Asia & Japan Cup

Track Map

THE CIRCUIT:

- 1) Length
4,563m
- 2) Width
15~25m
- 3) Turn
17 Turns



Speed Bumps layout on the trackside

- ← スピードバンプ
- ← アスファルトバンプ



2025 GT World Challenge Asia & Japan Cup

Light Panels (Light Emitting Signals) Operations

In this event, in accordance with the FIA International Sporting Code, Supplementary Appendix H, 2.5, the signal flags and boards at the observation posts will be replaced by light panels (light-emitting signals) as follows.

1. Light panels will replace red flags, yellow flags, green flags, white flags, oil flags, SC boards, and FCY boards.

However, Yellow flags may be used in combination with SC and FCY panels depending on the situation.

In addition, Blue flags will not be replaced by light panels and will be operated with flags only.

2. When multiple signals must be displayed at the same time, the Red, Yellow, and Green flags shall be deployed and displayed using the light panels. And any other signals will be indicated by flags.

3. The Yellow panel for the Start of the no-overtaking zone and the Green panel for the End of the no-overtaking zone shall be posted by the track marshals as usual.











The judging line for the start of the Yellow panel for the no-overtaking zone and the Green panel for the release of the no-overtaking zone shall be the respective observation post locations where the track marshals are stationed.

4. The following will all be displayed by the respective Flags: the Black flag, the Black-and-White flag (a flag divided diagonally into black and white), and the Orange Disc (a black flag with an orange circle) displayed along with a Black-board indicating the vehicle number.

5. Remember that, in the event that the light panel is disabled due to a breakdown or power failure, all signals at the posts in question will be indicated by flags and boards.

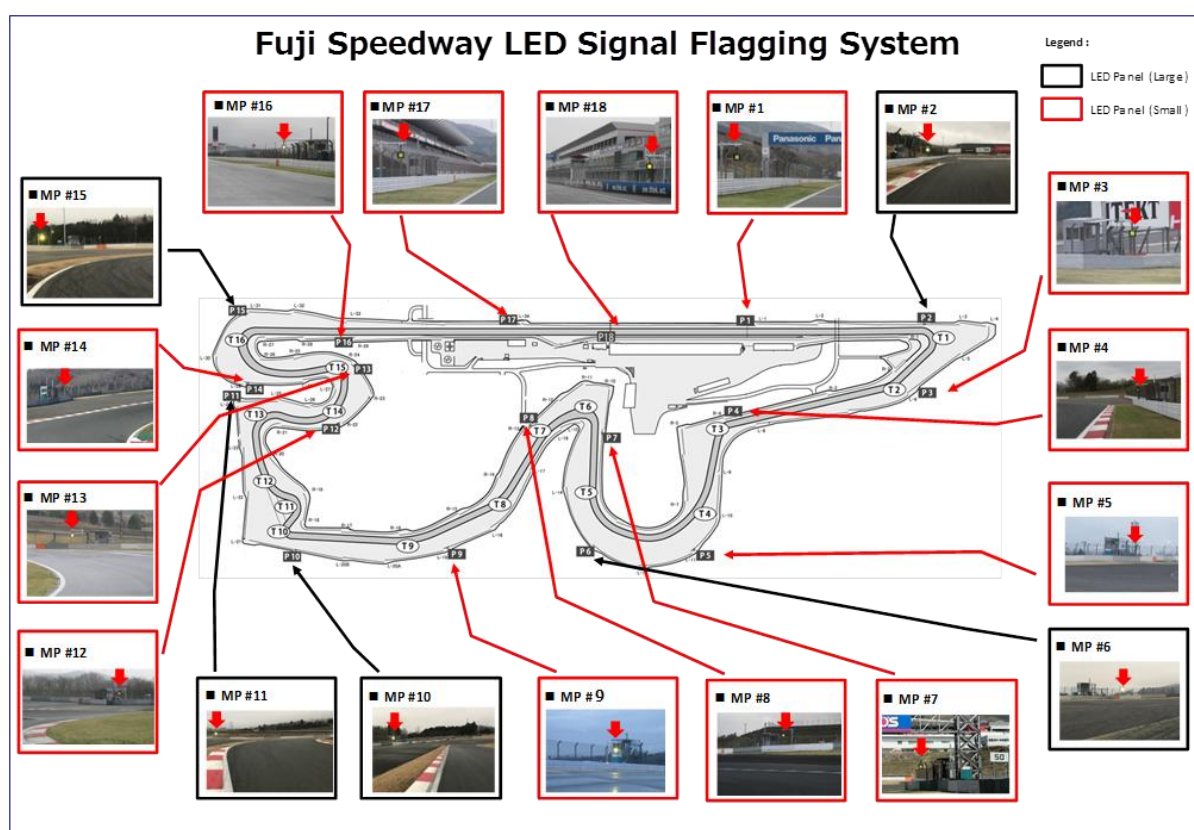
2025 GT World Challenge Asia & Japan Cup

■ Light Panel Display Patterns

Display Patterns		Display at Posts		
		Light Panel Display	Flags & Boards Display	Remarks
Red Flag		⊙	×	Use of Panel ONLY
ONE Waved Yellow Flag		⊙	△	During an SC and/or FCY situation, whenever necessary, Flags may also be used along with the panels to emphasize the reduction of speed when driving by the incident location.
TWO Waved Yellow Flags		⊙	△	During an SC and/or FCY situation, whenever necessary, Flags may also be used along with the panels to emphasize the reduction of speed when driving by the incident location.
Green Flag		⊙	×	Use of Panel ONLY
Blue Flag		×	○	Use of Flag ONLY (NO use of Panel)
White Flag		○	△	Flag used as support only
Oil Flag		○	△	Flag used as support only
SC		⊙	×	Use of Panels ONLY
FCY 10S to go		⊙	×	Use of Panels ONLY (during GTWCA/Japan Cup only)
FCY Monitoring		⊙	×	Use of Panels ONLY (during GTWCA/Japan Cup only)

⊙ : Priority Usage ○ : Usage △ : Used as Support × : NOT used

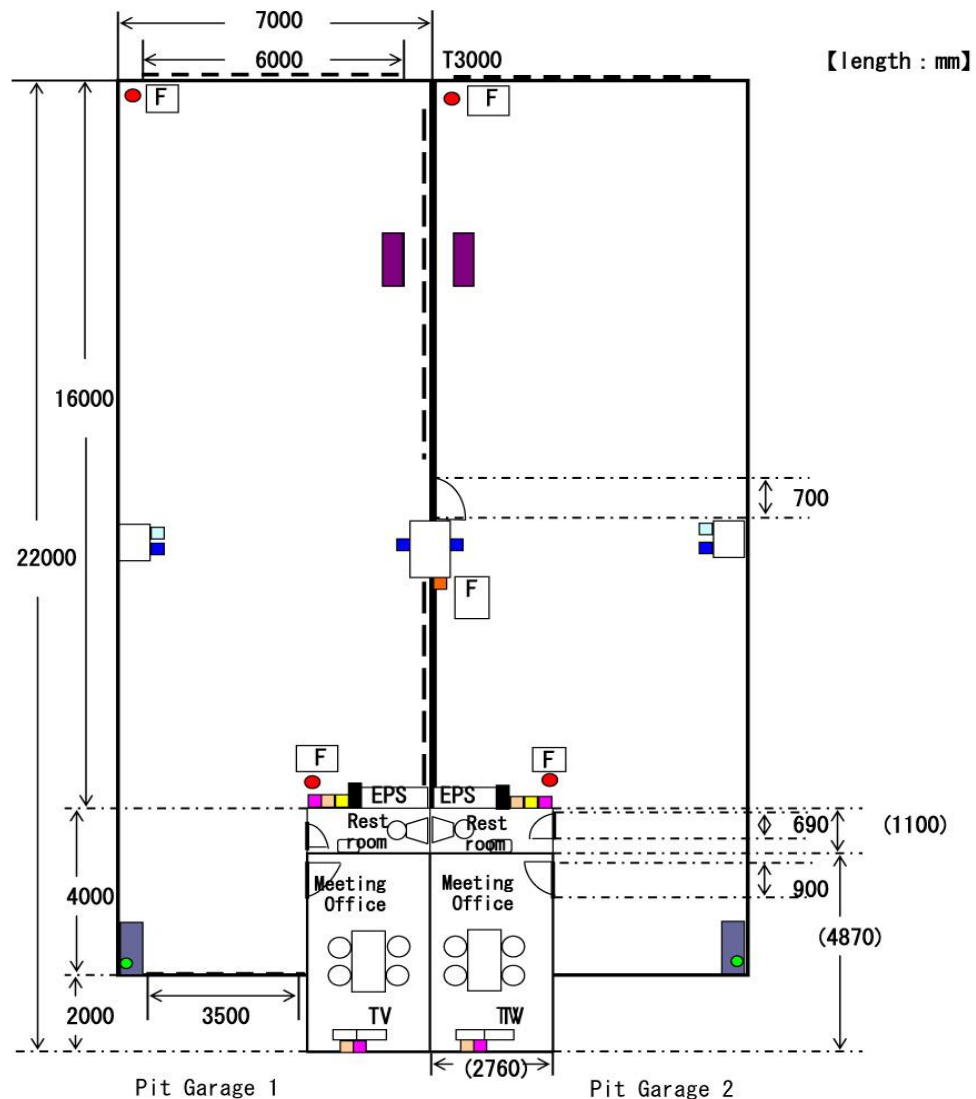
End of Document



2025 GT World Challenge Asia & Japan Cup

2.Pit Garage

Pit Garage(No.1-No.34) Equipment chart (Information)



color	Content
 	100V(Single phase)Outlet 2×2【Japanese specification】<50Hz>
 	100V(Single phase)Outlet 2×3【Japanese specification】<50Hz>
 	200V(Triple Phase 30A)Outlet ×1【Japanese specification】<50Hz>
 	TV(RF)Outlet 2×2 TEL&LAN Outlet (There are additional costs involved with that.)
 	Firefighting equipment(one per two Pits)
F ●	Fire extinguisher
	Shutter、Pipe shutter
●	Ground Earth
 	Fuel keeping place
 	TV Monitor(32inch ×2) LCD Monitor (SIGNAL=Digital or NTSC) *PAL signal is not possible
 	MENNEKES Switchboard :400V(Triple Phase)
 	Air Outlet (Capacity cannot be used in large quantities because it is few.)

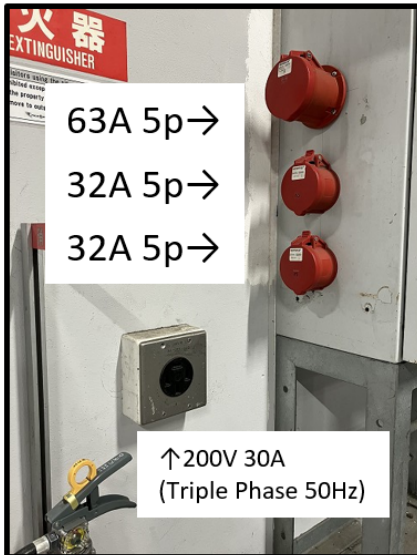
SSID fsw-wifi

Password fswfswfsw

2025 GT World Challenge Asia & Japan Cup

Pit Garage (No.1~No.34) Electrical 50 Hz Equipment

Mennekes Connector



- 1 CEE 63A 5p 400V(Triple Phase 50Hz)
- 2 CEE 32A 5p 400V(Triple Phase 50Hz)

★Attention! For Mennekes Connector

1) Please prepare 5pin plugs of Mennekes. For example↓

We do not prepare a Mennekes plugs.

2) Constitution:L1,L2,L3,N,E

3) Takeoff of the single Phase power supply.

[400V:L1+L2 or L2+L3 or L3+L1]

[230V:L1+N or L2+N or L3+N]



★Others

1) 200V(Single Phase × 2) is preparatory in the platform(PIT ROAD)

2) The supply of 200V(Single Phase) by EPS is possible.

(240V cannot be supplied)



1 CEE 63A 5p 400V
(Triple Phase 50Hz)



2 CEE 32A 5p 400V
(Triple Phase 50Hz)



200V 30A
(Triple Phase 50Hz)



FREE Wi-Fi

SSID

fsw-wifi

PW

fswfswfsw

2025 GT World Challenge Asia & Japan Cup

Pit Garage (No.1-No.34) Map-1

Pit Garage
(View from Paddock leading into Pit Lane)



Pit Garage
(View from Pit Lane leading into Paddock)



Meeting Office




Restroom



TV Monitor (32inch × 2)



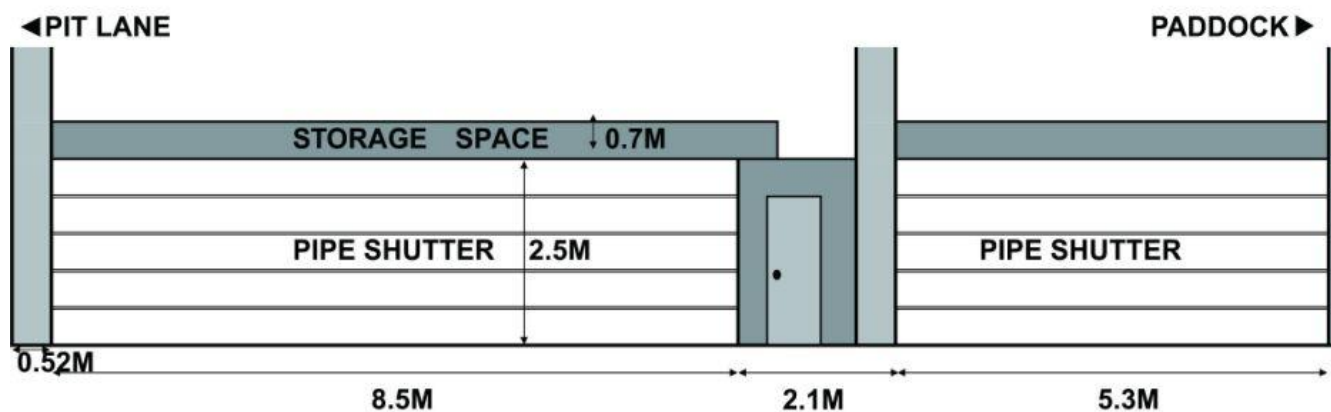
Air Outlet (pressure : 0.8MPa)



2025 GT World Challenge Asia & Japan Cup

Pit Garage (No.1-No.34) Map-2

Lateral view and dimensions
(where Pipe Shutter wall is allocated at Pit Garage.)



2025 GT World Challenge Asia & Japan Cup

CAUTION For Nitrogen, Argon and Carbon dioxide Cylinders

Dear competitors,

We have experienced some troubles on the bulbs for nitrogen, argon and carbon dioxide cylinders in the past race events. When you discharge the gas from cylinders, **DO NOT attach inappropriate sized connectors to the cylinder bulbs.** We have observed some cylinders bulbs broken in the past, they were wrong screwed and connected inappropriate connector sizes. This caused backflow atmosphere (i.e. mixture of nitrogen, oxygen, argon and carbon dioxide) into the cylinder after they are returned, then brought troubles at pumping in new gas for next customers in the factory.

To avoid this trouble, we request competitors to attach proper size connector. We wish you help on this operation.

If the bulb screw does not fit with your connector, please consult with us for help.




If you broke the cylinders, you have to pay for it.

2025 GT World Challenge Asia & Japan Cup

Easy Up Tent and Tyre Heaters at the back of the pit garage

Easy up tent or tyre heaters are not authorized directly at the back of the pit garage. The area between the red line and the green line (see below) is a circulation area which must remain free. All tyre heaters, marquee or any material must be stored between the team villas in the paddock and until the green line.



Fire Lanes

Local authorities have requested the following areas remain open for emergency vehicle use only (marked in Yellow). Please do not obstruct or park in these areas.



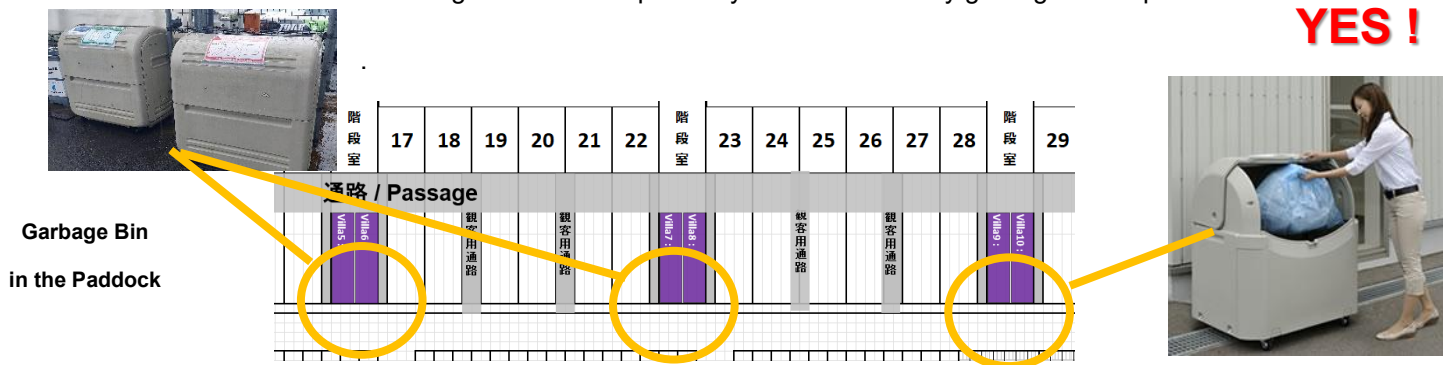
2025 GT World Challenge Asia & Japan Cup

Paddock Keep Clean Rule

Please read this rule carefully and keep the circuit clean

- 1) Please do not leave any garbage in the pit garage, put your garbage in the garbage bins installed in the A paddock. There is **no** Dust Bins in the Pit BOX.
- 2) Two garbage box types are installed, combustible and incombustible. So please classify your garbage before you put them in the box. **The garbage bins location is behind each villas .**
- 3) For the bulky garbage, such as wooden box, plastic or carbon body parts, please put them in your container and bring back with you.
- 4) If you are going to leave the bulky garbage in the circuit, please slice and dice the garbage then put them in the garbage bin.


FSW will claim additional charge for waste disposal if you leave the bulky garbage in the paddock.



If you don't throw away in the garbage bins (especially leftover), Crows mess up the garbage.



NO !!



Slice and dice your bulky garbage, then put into the garbage bin

2025 GT World Challenge Asia & Japan Cup

Engine oil Disposal

There are two places to waste engine oils during event.

1 Next to restaurant CRAINE GARDEN

2 Next to service garage



2025 GT World Challenge Asia & Japan Cup

Closest hospital

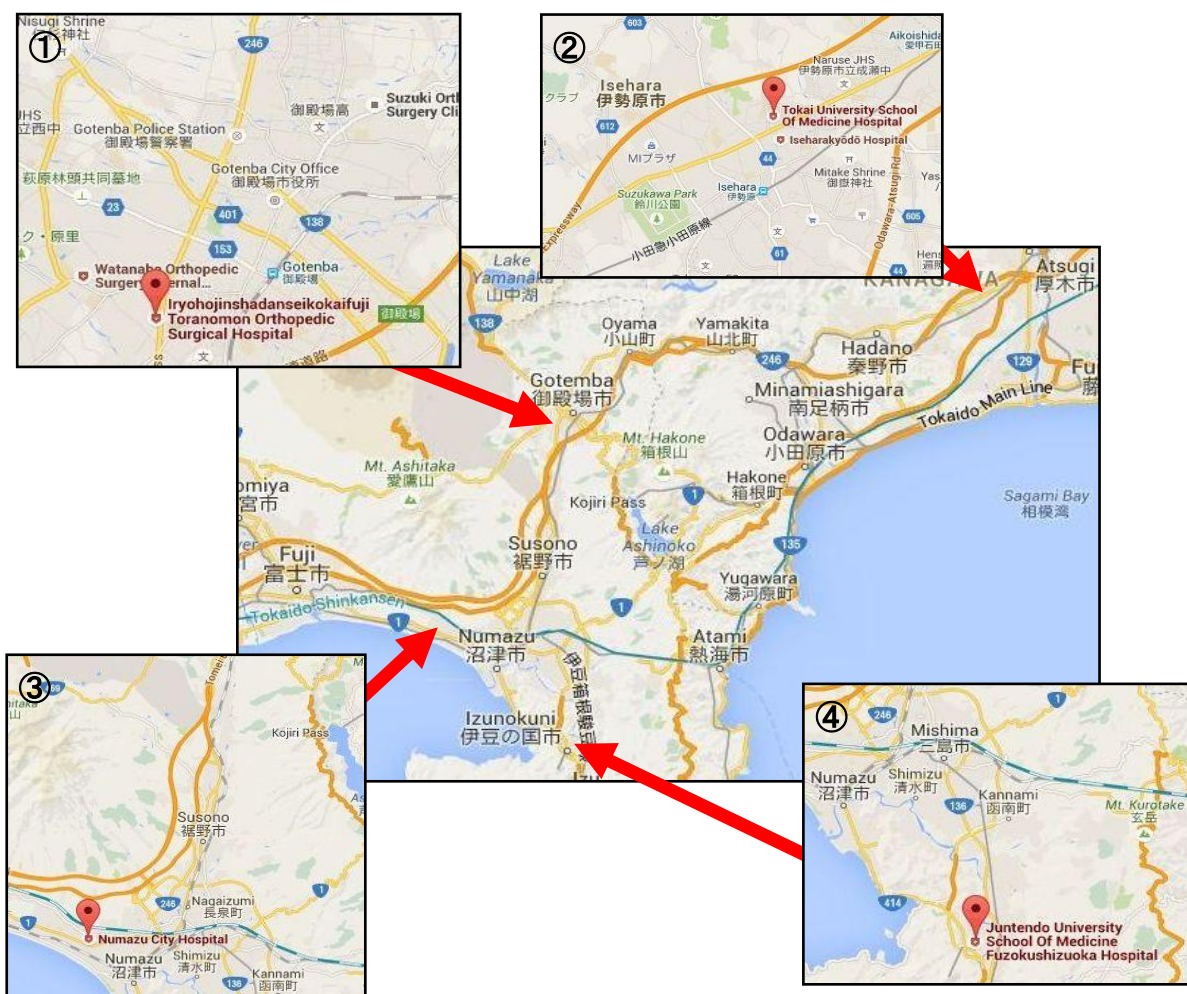
Name	Address	Phone
①Fujitoranomom Hospital	1067-1 Kawashimata Gotemba Shizuoka-Pref 412-0045	+81-550-89-7872

※Approximately 15 minutes by car

• Hospital to be used in case of a major accident

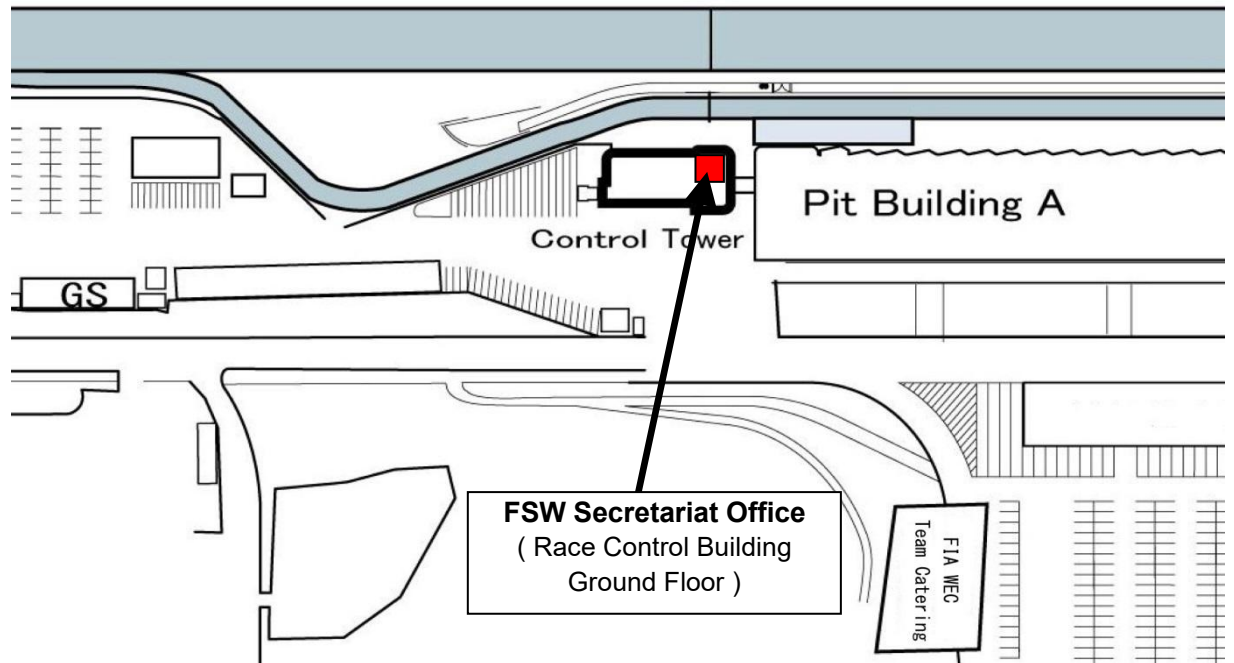
Name	Address	Phone
②Tokai Univ,Hospital	143 Shimokasuya Isehara Kanagawa-Pref 259-1193	+81-463-93-1121
③Numazu City Hospital	550 Harunoki Higashishijji Numazu Shizuoka-Pref 410-0302	+81-55-924-5100
④Juntendo Univ,Hospital	1129 Nagaoka Izunokuni Shizuoka-Pref 410-2295	+81-55-948-3111

Hospital Map



2025 GT World Challenge Asia & Japan Cup

FSW Rece Secretariat Office



Accident attestation

Should you care has suffered from an accident during one of the session and you need to get an accident attestation, please get in touch with the Clerk of the course or Secretary of the meeting.

- Clerk of the course

Name : Moriyuki Hori

E-Mail : m628r423@i.softbank.jp

Mobile : +81-90-9338-3705 (Telephone inquiry is Japanese only)

- Secretary of the meeting

Name :Atsuko Seki

E-Mail :seki@fujispeedway.co.jp

Mobile: + 81-90-9347-3498

2025 GT World Challenge Asia & Japan Cup

Shipping & Receiving Procedures

Teams that have shipments sent to the facility should ensure that all packages are clearly marked with the event name, team/company name, individual name and cell phone number.

- No dangerous or hazardous materials will be accepted
- Recipient contact number should be listed on 'ship to' label for parcels and on 'BOL' for freight
- Shipments should arrive no earlier than 5 days prior to the event
- Oversized shipments could require payment for unloading, storage, and or special delivery
- Any items left over 14 days without prior approval may be subject to additional storage fees and of be destroyed
- Return shipping logistics will be shippers expense

All shipments should be addressed to:

Car Number / Team Name /Company Name

Individual Name and Cell Phone Number

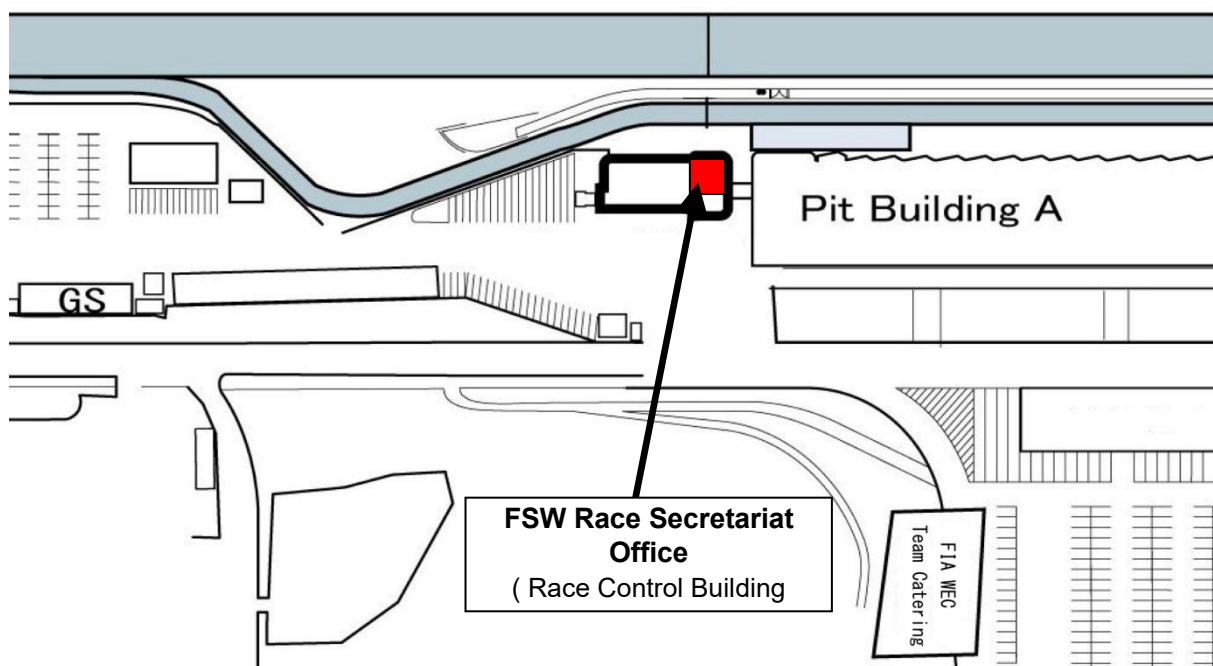
694, Nakahinata, Oyama-cho, Sunto-gun, Shizuoka

Fuji Speedway Race Control Building ground floor

Race Secretariat

Please pick up all shipments at Race Control Building Ground Floor. Race Control Building Ground Floor is open from 9:00 a.m. to 5:30 p.m. daily and will be open 7 days a week.

For information please contact Atsuko Seki seki@fujispeedway.co.jp.

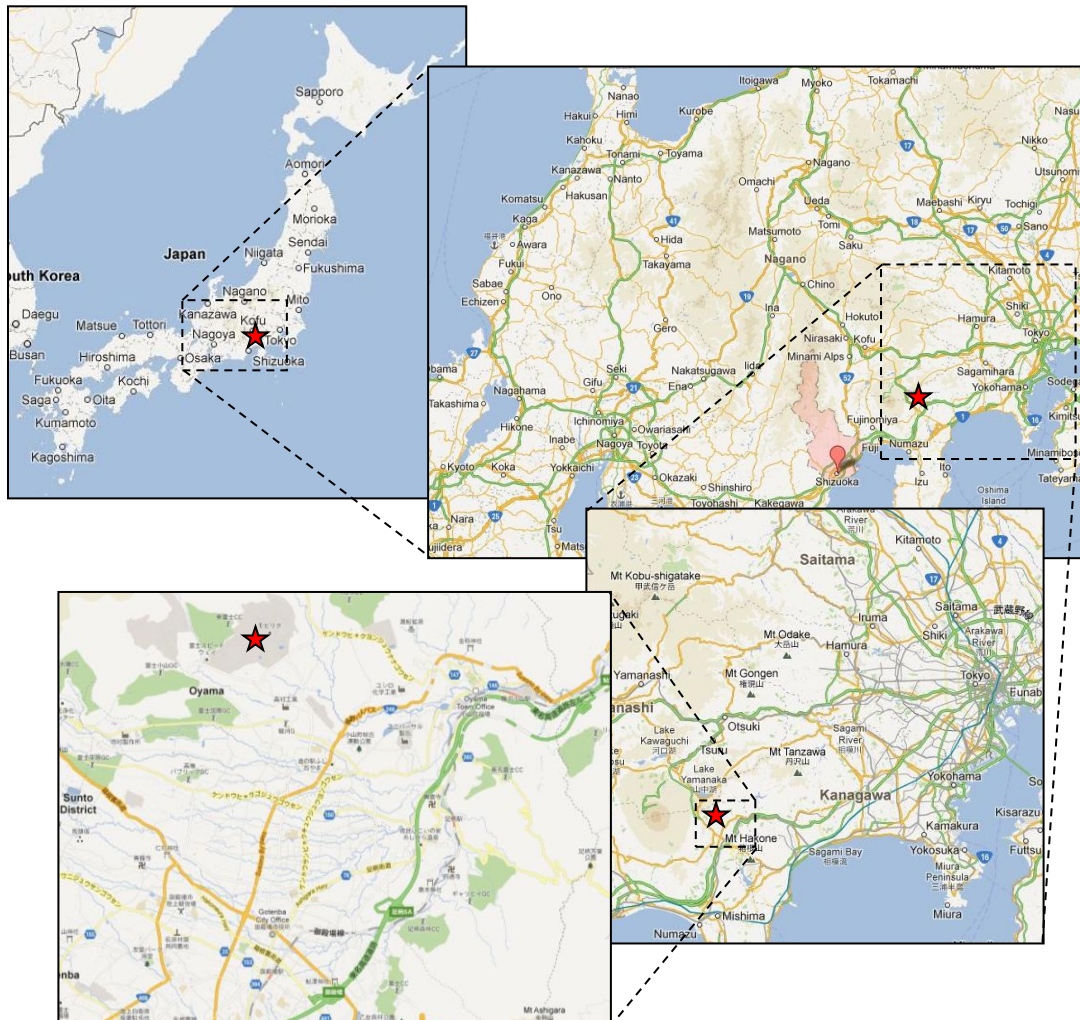


2025 GT World Challenge Asia & Japan Cup

About Fuji Speedway and Japan

Q. Where is Fuji Speedway?

A. It's in Shizuoka prefecture, in a town called Oyama and is at the foot of Mt. Fuji.



Q. What's the ethnic and religious make up?

A. Ethnically, mostly all Japanese. Religion-wise, a lot of Buddhism, a lot of Shintoism, a bit of Christianity, and other religious practices.

Q. What's the principle nature of the Japanese people?

A. Modest, polite, hard working, and self-conscious.

Q. Can I communicate in English?

A. Yes you can, but most Japanese people will hesitate to answer.

Q. What is the standardized unit of measurement?

A. Metric.


2025 GT World Challenge Asia & Japan Cup

Q. The climate?

A. It differs from region to region but Shizuoka in June is pleasant during the day, 27 degree during the day ,the morning and at night 19 degree. Sometimes the humidity level is high.

Q. What's the electricity situation?

A. It is 100 volts, 50 hertz. 2 flat, parallel plugs like American plugs. Bring a transformer for operating European appliances.



About Money

Q. What kind of notes and coins are there?

A. 10,000 yen note, 5,000 yen note, 2000 yen note, 1000 yen note.

500 yen coin, 100 yen coin, 50 yen coin, 10 yen coin, 5 yen coin, 1 yen coin.

10,000 yen



5,000 yen



1,000 yen



2,000 yen



500 yen



100 yen



50 yen



10 yen



5 yen



1 yen



Q. What is the yen worth?

A. A 1000 yen is worth 6.94 US DOLLARS, 6.00 EUROS as of June 16th, 2025.

Q. Where are the money exchanges?

A. Airports are the best places to find them. Japan is not so in to the use of credit cards, so it's a good idea to have some cash on you. The ideal amount would be about 40,000 to 50,000 yen.

2025 GT World Challenge Asia & Japan Cup

Q. Where are the ATMs?

A. ATMs for foreign cards are not common in Japan, but the post office always has ATMs that accept them.

A. Withdraw some money from a convenience store ATM
7-eleven Stores (VISA/Mastercard/UnionPay/JCB/DinersClub etc.)
<https://www.sevenbank.co.jp>

Q. Can I use credit cards?

A. Yes, you can use most major credit cards like VISA, AMERICAN EXPRESS, MASTER CARD, and DINERS CLUB in Japan but not as easily as using it in Europe or the US. Japan is still a cash based society. Cash would be the preferred payment anywhere. Establishments where credit cards can be used will normally have stickers or signs of acceptable cards on display.

Q. Tax?

A. There is a 10% consumption tax added for every fee you pay but price signs usually include tax.

Q. Traveler's checks?

A. Can't use it at stores, so cash it in at banks and money exchanges.

Transportation

Q. How do I catch a taxi?

A. If you're catching one at a hotel, ask the front desk. On the street, raise your hand and stop one if you see a taxi with its roof lamp on (which means the taxi is not carrying any customers). And if you are at the circuit, ask for it at the control centre.

Q. I need to call a cab to the circuit from the station I just got off. Where do I call?

A. If you got off at Gotemba, GOTEMBA TAXI at 0550-82-1234, and if you got off at Mishima, FUJIKYU SHIZUOKA TAXI at 0550-89-1110.

Q. How do I ride the bus?

A. The only bus you might ride on your own when coming to Fuji Speedway is the airport limousine bus out of the airport where you will be arriving. Usually there is a limousine bus ticketing counter in the airport arrival area. Ask where it stops, buy a ticket, go to the bus stop, and hop on the bus.

Q. How do I ride the local train?

A. Usually there are ticket vending machines at each train station. There are close to no trains where you can buy a ticket on the train. Buy a ticket to the destination, use the automatic ticketing gate, and hop on the train.

The nearest station Gotemba Station and or Suruga Oyama Station

The most convenient station Mishima Station (you can ride Shinkansen)

Q. How about express trains?

A. There are several kinds of express trains in Japan. "Kai-soku" for rapid, "Jun-kyu" for local express, "Kyu-ko" for express, and "Tokkyu" for limited express. The first three express trains usually can be ridden without extra fees, but to ride the limited express, you'll need to buy a "Tokkyu-ken", a limited express ticket on top of a regular ride ticket. There are 2 types of limited express tickets; reserved and unreserved. There is also a ticket called the "Green Car" ticket and this is needed on top of everything to ride first class. By the way, the "Shin-kan-sen", also known as the bullet train is considered a limited express train. The tickets can be bought at limited express ticket vending machines, or at ticketing desks in JR stations called "Midori no Madoguchi".

2025 GT World Challenge Asia & Japan Cup

Q: Are the navigation systems in English?

A: If you don't specify it, it'll be in Japanese. When you reserve a car, always make sure you ask for an English navigation system.

Q: Is there any easy way to get all my rental car information?

A: Yes, the major airports have rental car counters. For more information, refer to the below URLs.

Driving in Japan

Q. Which side of the road should I drive on?

A. Please drive on the left hand side of the road, unless it's a one way street. Also, the driver's seat is on the right hand side, just like in the UK.

Q. Is there a speed limit for the roads in Japan?

A. Yes there are speed limits. Unless it is specified otherwise, the speed limit for regular roads are 60km/h, and the speed limit for highways are 100km/h. Speed limits are usually indicated by signs posted on the roadside and numbers painted on the road itself.

Q. What should I know about when using highways?

A. You need to pay for driving on any Japanese highway. The amount varies on how far you go. Usually you pick up a ticket at the entrance of the highway and pay at the exit. There are two kinds of gates at the entrances and exits. One is for cash, the other is for a system called ETC. Do not go through the ETC gates. Please go to the lane not marked ETC.

Q. What if I have an accident?

A. First of all, do not drive away from the scene of the accident. Second, call your car rental company. Third, call the circuit and tell where you are and what kind of accident you are involved in. And last, call the police (dial 110).

Q. Anything I should watch out for?

A. Drive carefully. In Japan, pedestrians have the right of way. DO NOT DRINK AND DRIVE. Also, be careful of wild life crossing, especially deer crossing the road at night.

Daily Life

Q. Where can I get food?

A. At restaurants and convenience stores.

Q. Do I need to tip?

A. No, tipping is not necessary in Japan. A smile and a polite "thank you" is the best thing one can give for a service well done. For hotels and nice restaurants though, a 15% service charge will be billed instead of tips in most cases.

Q. Can I drink water out of the faucet?

A. Yes. Shizuoka prefecture is famous for its fresh water. But be careful where you stay because some hotels will have natural hot springs and the water may have some odor to it.

Q. I'm still worried about water.

A. Go to a convenience store and buy yourself some bottled water. They have loads.

Q. Where can I get souvenirs?

A. Airports, train stations, and the shopping area inside the circuit. By the way, Shizuoka is famous for its green tea.

Q. Where can I go shop in the middle of the night?

A. Convenience stores are usually open 24 hours and will have almost anything.

Q. Are there pharmacies around?

A. You can find one close to a train station. Pain killers are called "Chintsu-zai", cold medicines are called "Kaze-gusuri", and diarrhea stoppers are called "Geri-dome".

2025 GT World Challenge Asia & Japan Cup

Q. What not to do in a public bath?

A. Never go take a dip in a bath with your towel on you. Bathing suits? Out of the question. Go naked.

Q. Some toilets have knobs and buttons at the side. What do they do?

A. It's there to clean your bottom. Press the button and out comes a stream of warm water to clean you. Some even have dryers built-in to dry you. But do be careful when you set the strength of the water stream. It's quite powerful when set to maximum.

Q. What floor am I on?

A. The system for counting floors in buildings in Japan is the same as in the United States. The European "ground floor" is the "1st floor" in Japan, the European "1st floor" is the "2nd floor", and so on.

Q. What is a cool way to order Sushi?

A. Order "Tamago" (Egg) first. Sushi enthusiasts determine how good the restaurant is by the "Tamago" they serve. Also, green tea with Sushi is a traditional combination. When you want tea, ask for an "Agari", a Sushi lingo for tea.

Safety

Q. Is Japan safe?

A. Crime-wise, one of the safest countries in the world. Muggings and violent crimes are very rare. Theft is most numerous, but compared to other countries, the number of incidents are small. But there are pick pockets who come to an area where there is a big event going on.

Q. What should I do when I get robbed?

A. Call 110 on the phone for the police. And if the police man doesn't speak an ounce of English, call the circuit and get assistance. There are also police boxes around the streets called KOBAN. If you need assistance with anything, go in to one of them, and ask an officer nicely. And if he or she doesn't speak an ounce of English... call the circuit.

Q. If there is a fire?

A. Call 119 for the fire department and evacuate the building.

Q. If I need an ambulance?

A. Call 119, the fire department handles ambulance calls as well.

Q. What about typhoons?

A. Japan is famous for its typhoons and the media centre will post periodic weather reports to keep people notified if a typhoon watch comes in effect.

Q. What about earthquakes?

A. If its small, no worries. If it's big, don't panic and climb under a sturdy desk. If you're walking outside, stay away from walls and windows. After the first wave passes, be careful of the second wave. Get information from reliable sources and calmly evacuate the area. If you are at the circuit when it happens, follow the instructions from the circuit staff in a calmly manner.

Q. Very awkward to ask, but radioactivity situation?

A. No hazard at all in the region so there is no need to bring with you a Geiger counter.