

GT WORLD

PERTAMINA **MANDALIKA**

INTERNATIONAL CIRCUIT
2 - 3 MAY 2026



FEATURING



KRIDA OMR
AGYA RACE



INFO & TICKETING
GT-WORLD-CHALLENGE-ASIA.COM



WORLD CHALLENGE

ASIA

MANDALIKA 2026

powered by 



WORLD CHALLENGE

ASIA

MANDALIKA 2026

powered by 

Race Control Team

Peter Daly	Race Director
Fazli Mukhtar Affandi	Assistant Race Director
Awallutfi Andhika Putra	CoC
Anthony Sarwono	Chairman of the Stewards
Rikki Dy-Liacco	International Steward
Tony Tan	International Steward
Michael Vergers	Driving Standards Advisor

GENERAL INFO

PIT LANE DISCIPLINE ESSENTIAL

Speeding in pit lane (expensive BWP)

Speeding under red flag/Signal conditions

Respecting Yellow Flags/Signals approaching an accident

Causing a collision, expect a penalty

Regulation breaches and BWP

- A driver with 5 or 6 points will receive a 5-place grid drop for the car in which he is driving for the next race
- A driver with 7 points or more will receive a 10-place grid drop for the car in which he is driving for the next race

Incident report: on 1 incident you are involved with ALL details

Driver Meeting

- When using the **Incident Form**, ensure you have all the details, time, location other cars involved – *submitted within TEN MINUTES*
- Dummy grid Pole is shifted to approximately garages 22.
- Driver weight Random checks


Behaviour Warning Points!!

ATTENTION BEHAVIOUR WARNING POINT

GRID DROPS
DRIVE THROUGH



YELLOW FLAG/SIGNAL infringements
If you overtake under a yellow flag, expect ACTION

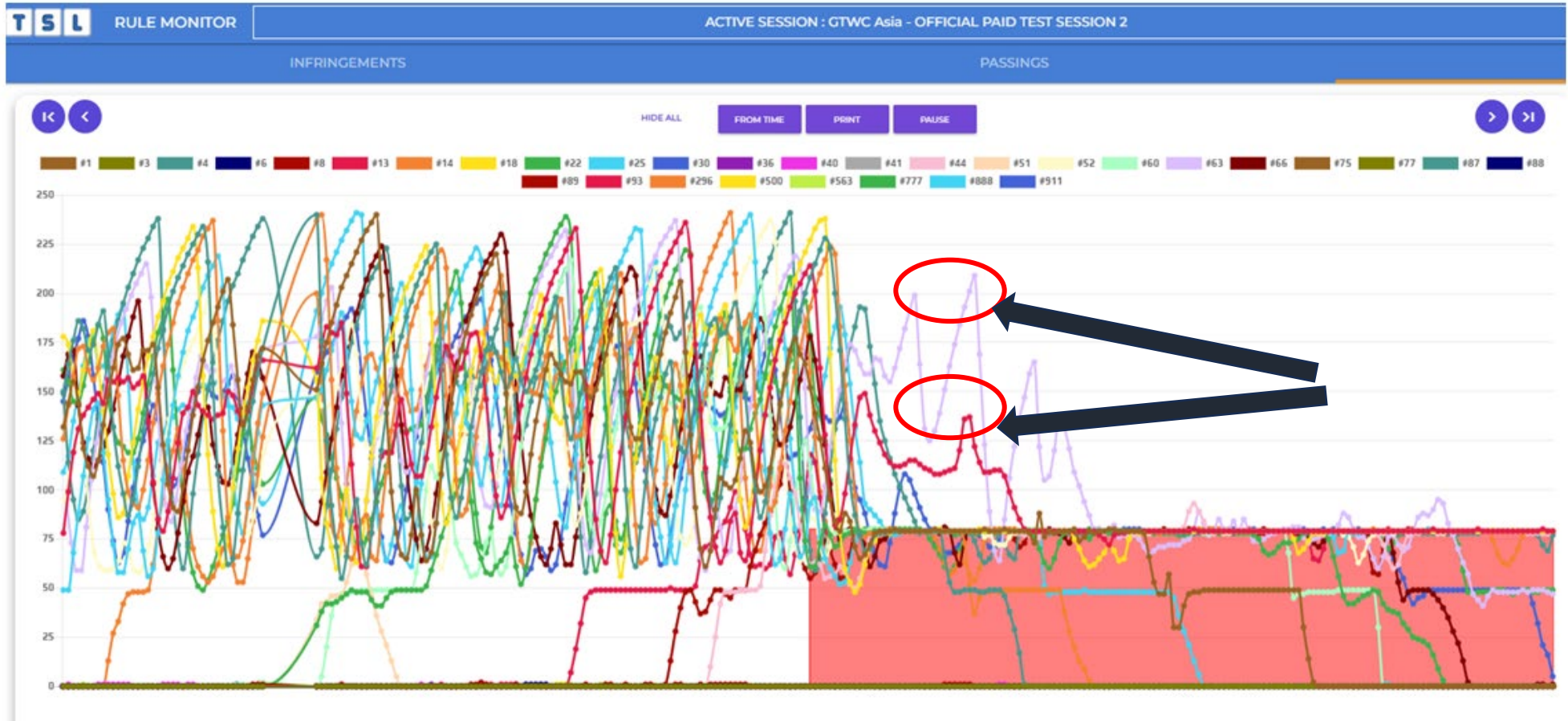



RED FLAG/ SIGNAL

Sporting regulations - Article 42

When the red flag is deployed, all cars shall immediately reduce speed to **80km/h**

No overtaking





RED FLAG/SIGNAL DURING PIT WINDOW

Sporting regulations - Article 47.2

- Cars back to the pit box 80 KPH - Parc-Fermé conditions
- Pit stop permitted, when done or if already done before RF: parc-fermé
- Marshals will call the cars to line up in the order at the line of the last full lap before the opening of the pit window
- Any penalties due to be taken in the pit stop will be added at the end of the race



BLUE FLAG/SIGNAL

- At ALL TIMES: displayed to a driver leaving the pits if traffic is approaching on the track.
- During PRACTICE: a faster car is close behind you and is about to overtake you.
- During the RACE: shown to a car about to be lapped, the driver concerned must allow the following car to pass at the earliest opportunity.

IN CAR MARSHALLING SYSTEM




System OK and stand by



System not OK please check Connection



RED Flag "BLINKING"



Chequered

IN CAR MARSHALLING SYSTEM



Countdown FCY in 10 - 9 - 8 - 7 - 6 - 5 - 4 - 3 - 2 - 1
NO OVERTAKING



(Yellow Blinking) - FCY NOW - 80 Km / Hr



SAFETY CAR



End of procedure – will show for **5 seconds**

Art 19.8 In Car Marshalling System

In-car marshalling system will signal for “global circuit” information, such as red flag, FCY, safety car and green flag.

Art 33.1

Where discrepancy in flag signal and light panels, the most restrictive signal must be obeyed.

DRIVING STANDARDS

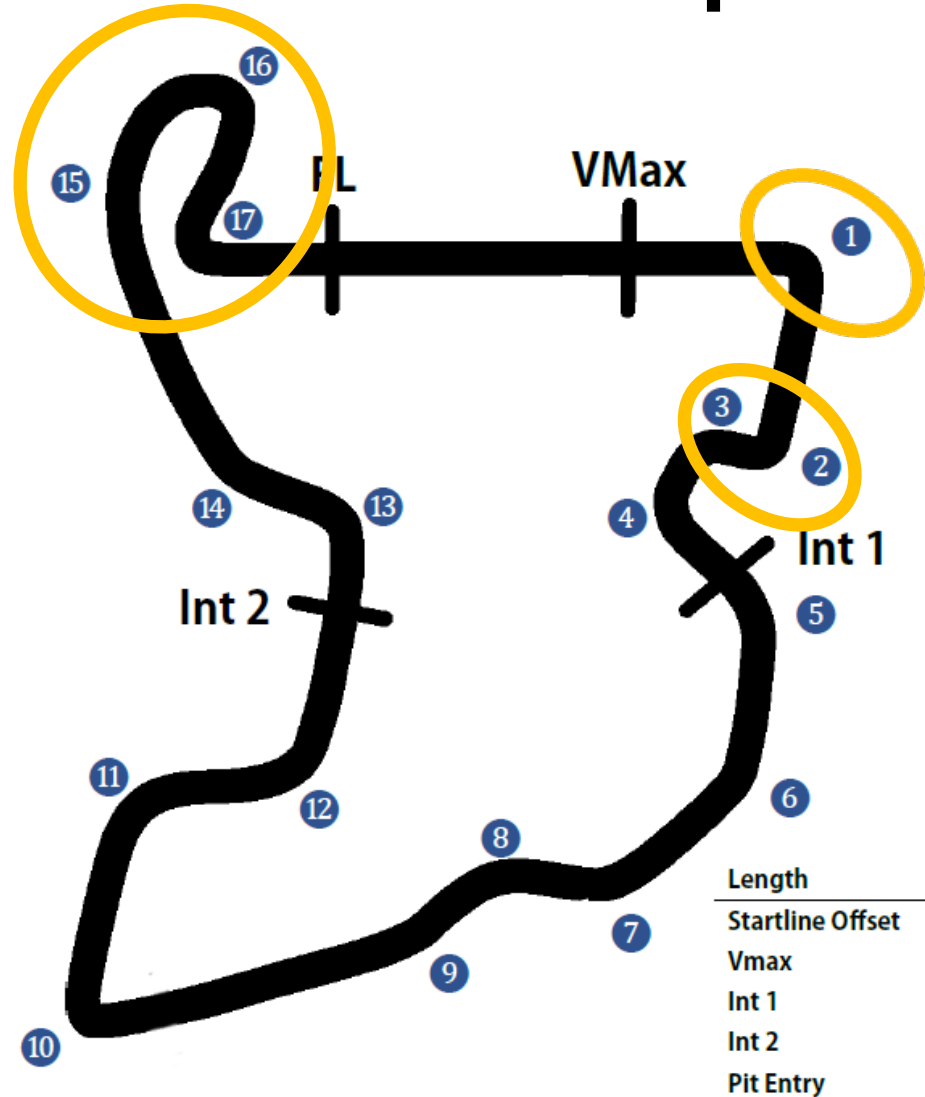
Drivers in all sessions must take care whilst overtaking, during all sessions.

Driving standards, in all sessions, at all times must MAINTAIN the HIGH STANDARDS.

Take caution at the start. Attention T1, T2, T3, and T15, T16, T17

Contact Hot spots!

Patience Contact Hot spot!
Entering T15, T16, T17



Patience Contact Hot spot!
Entering T1 and T2

START ALL OFFICIAL PRACTICE SESSIONS


Start from Allocated Pit Space

45° nose towards pit exit

Restart after red flag (except races)

45° nose towards pit exit

PIT EXIT TIMING LOOP / SPEED LIMIT 50 KPH



PIT EXIT DEMARCATON LINE



OPENINGS FOR CARS & DRIVERS



FIRE POINTS



PIT ENTRY NO MANS LAND




SAFETY CAR LINE 1

PIT LANE




Speed Limit Line

Pit Entry Timing Loop



PIT APRON Bulletin #2



STOP & GO outside your Garage



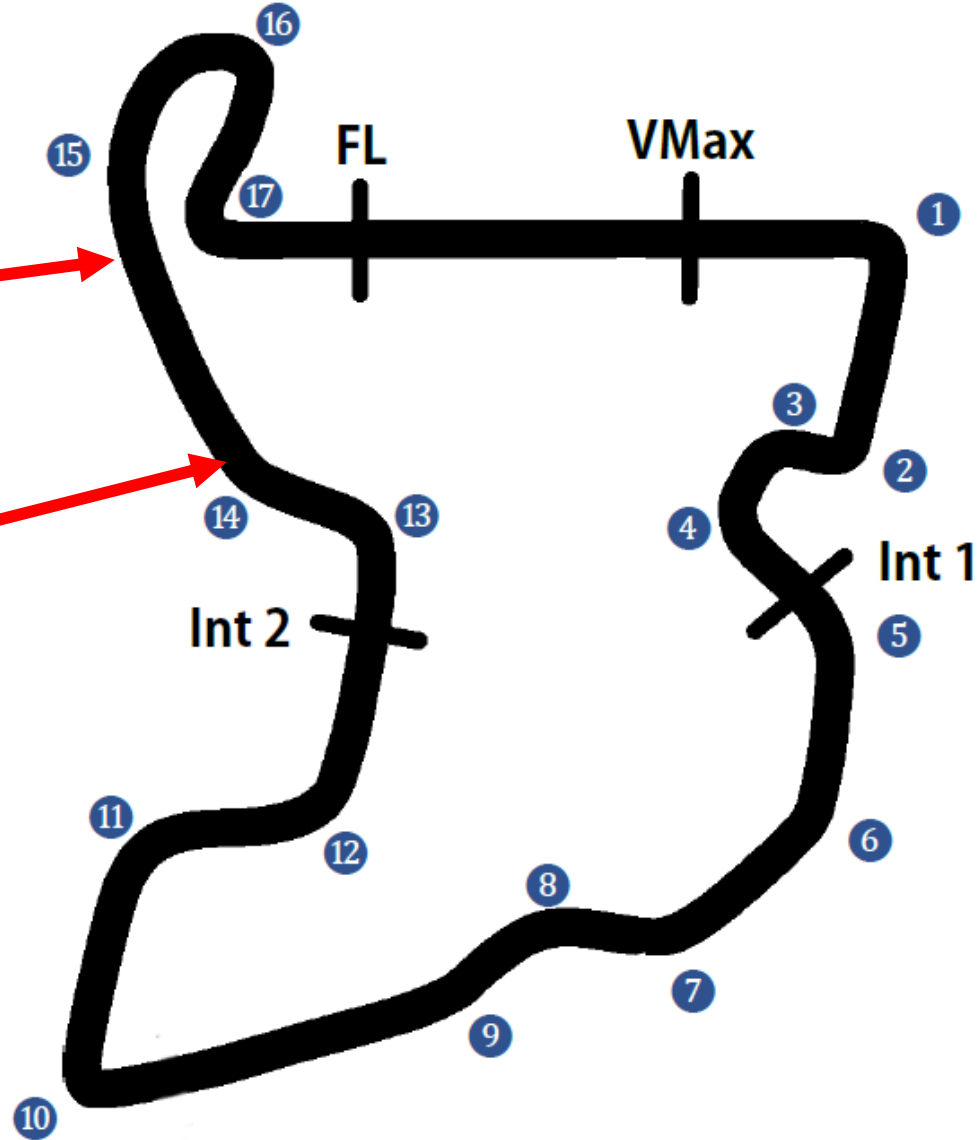
START LINE LOCATION (pre race grid line up Pole by garage 45)



RACE START

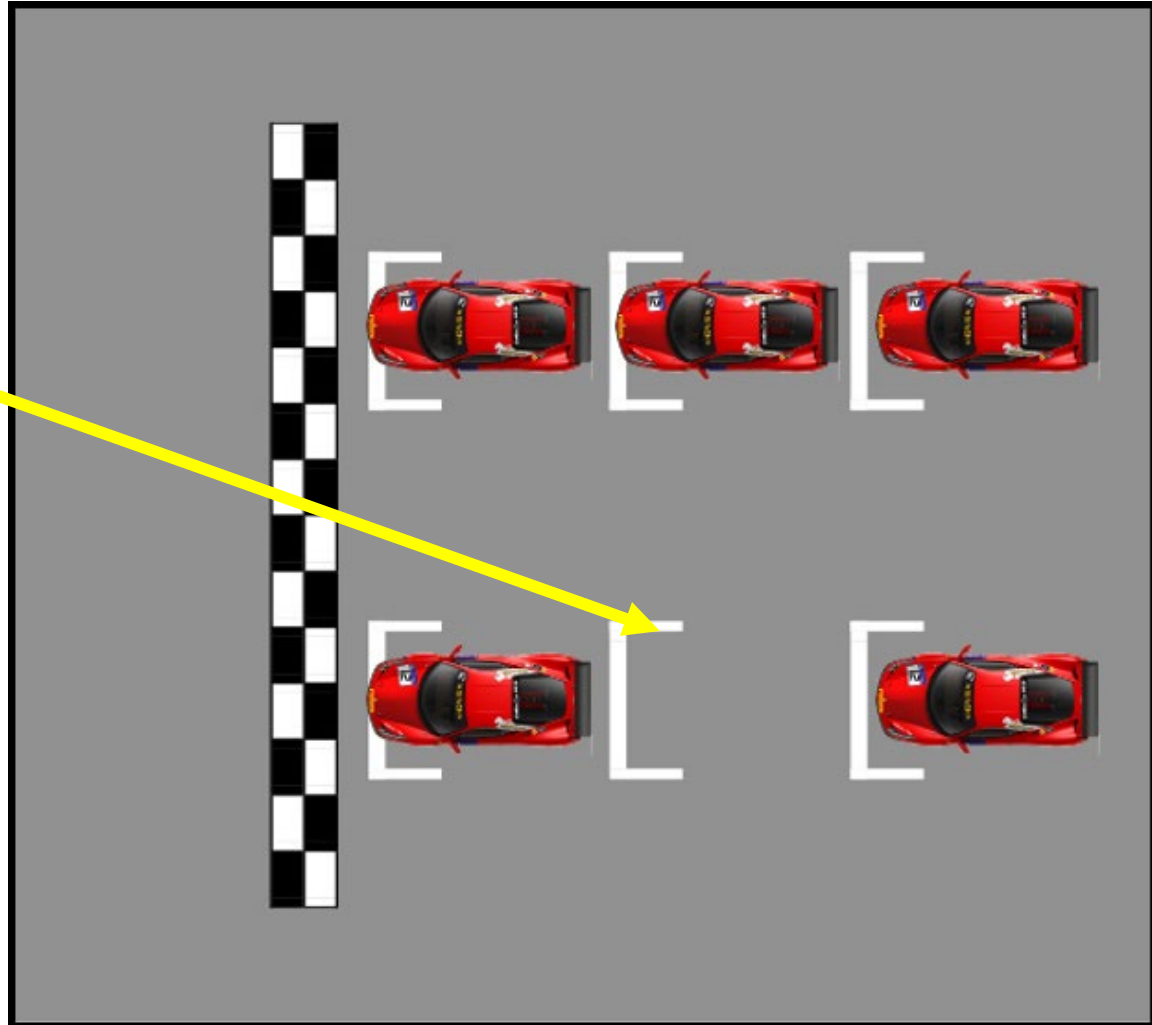
T14 – 15 = Two by Two

T14 = Stop weaving

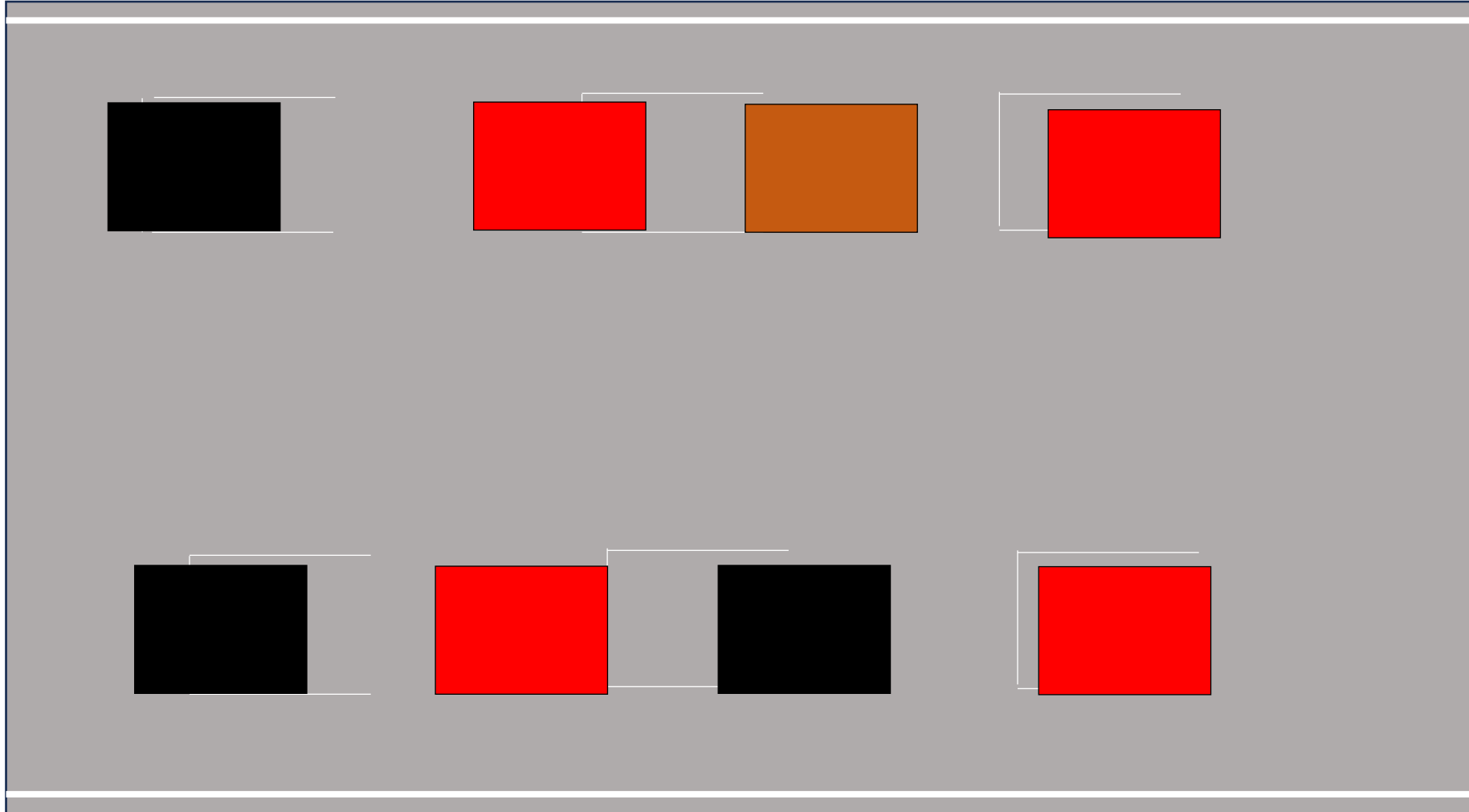


RACE START


Missing car?
DO NOT close
the gap



RACE START

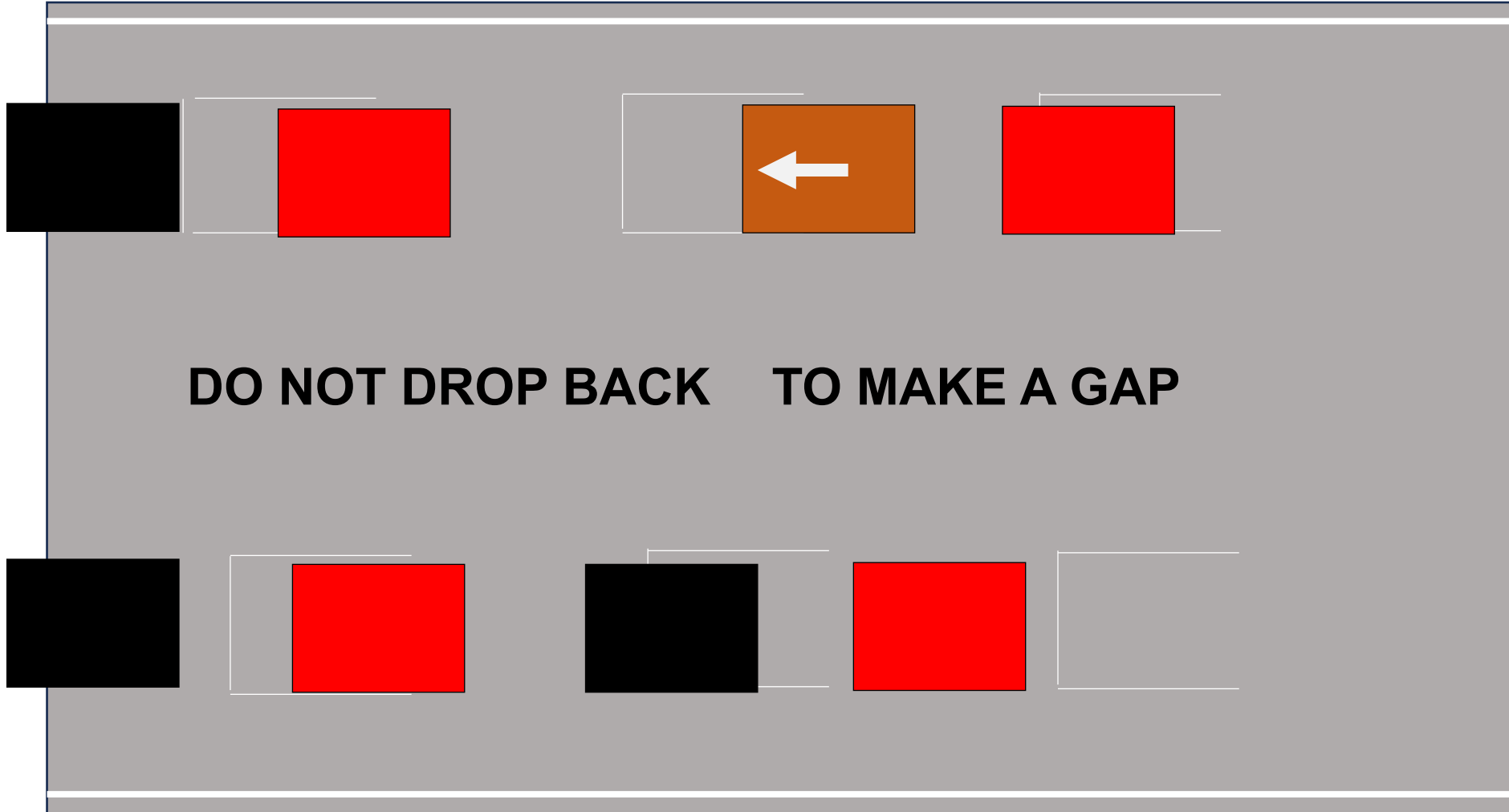


RACE START

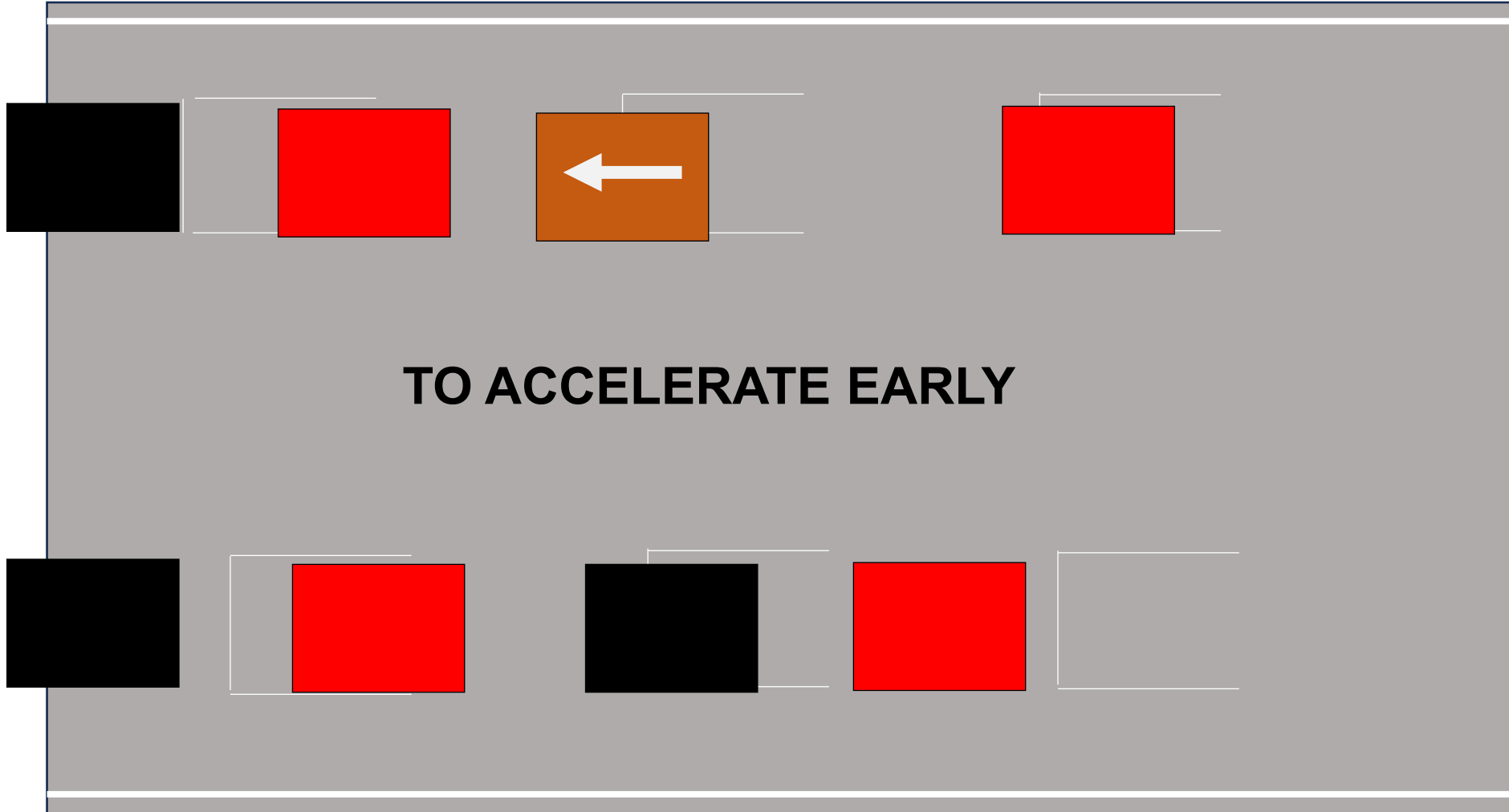


DO NOT DROP BACK

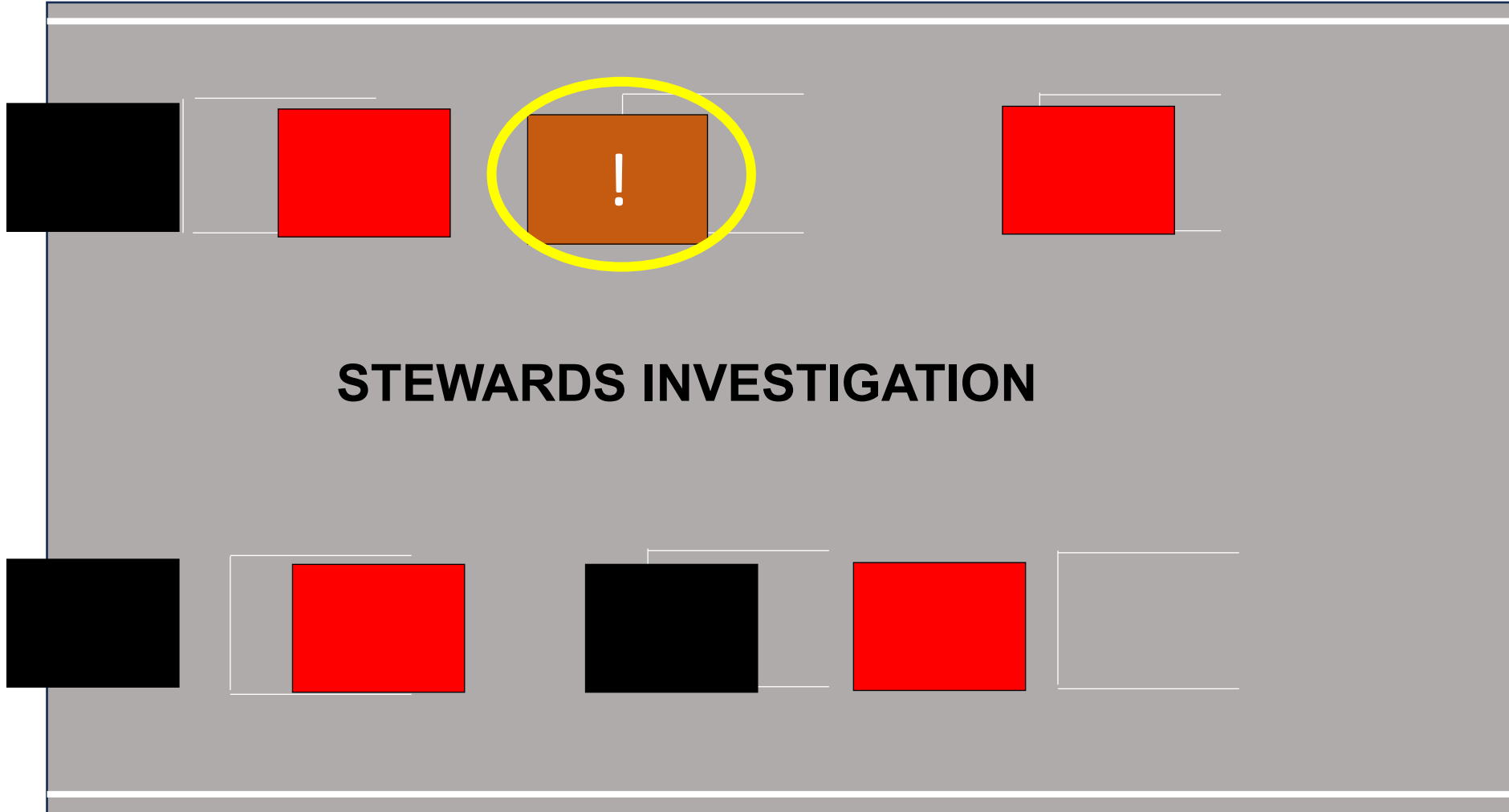
RACE START



RACE START



RACE START



Start Gantry lights



RED LIGHTS

Start Gantry lights



**RED LIGHTS OUT
RACE START**

RACE START

Good 2 x 2 formation

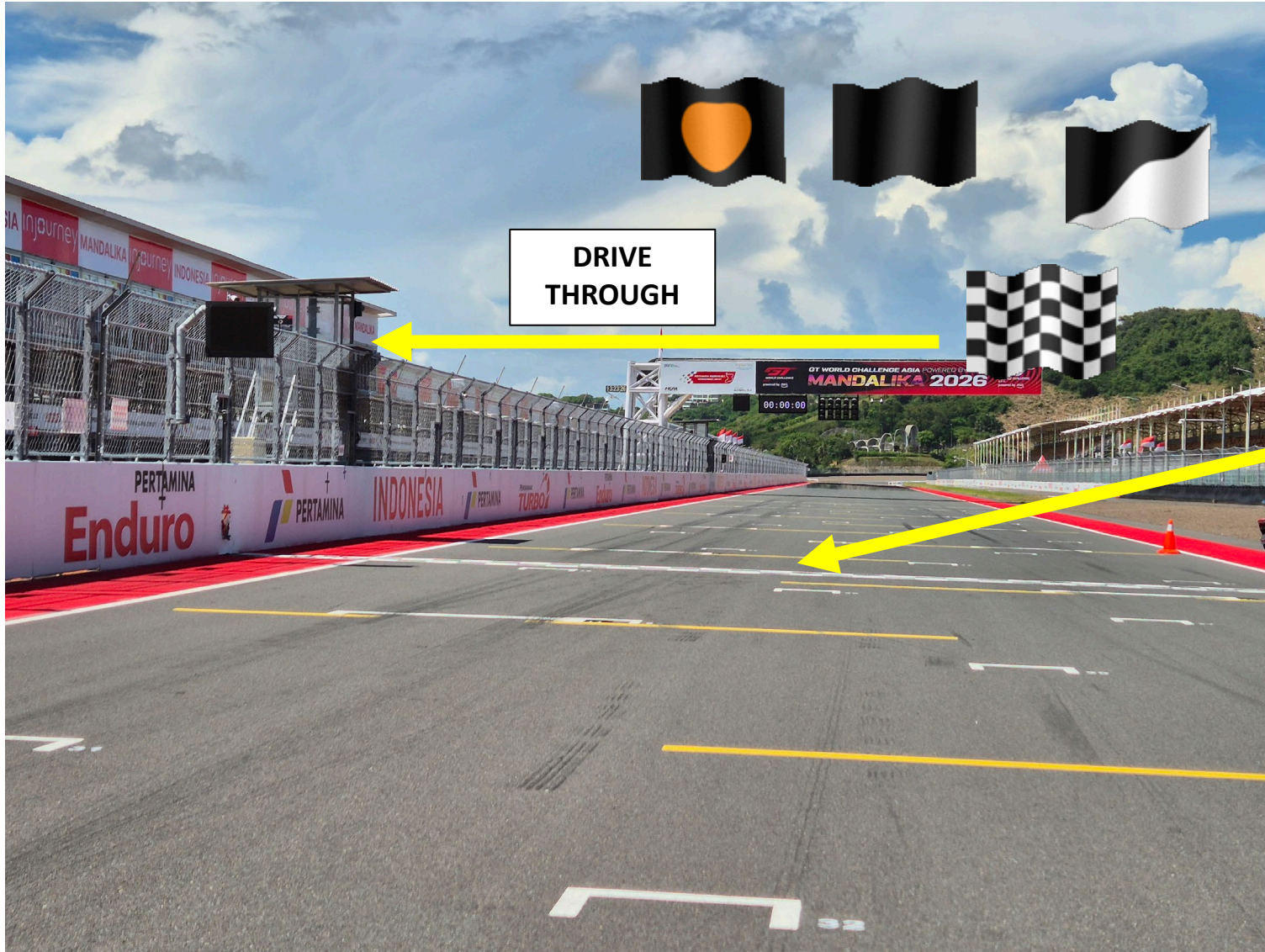


FRONT TWO ROWS START DRIVER MEETING


Mandatory **top four** positions race ONE, front two rows start drivers to meet Race Director's office at **11:30 Saturday** for an additional briefing.

Mandatory **top four** positions race TWO, front two rows start drivers to meet Race Director's office at **09:30 Sunday** for an additional briefing.

PENALTY BOARD SIGNAL AREA



FULL COURSE YELLOW



FCY

At 20s - Radio signal “Full course yellow in **20 seconds**”

At 10s - Yellow lights illuminated **YELLOW FLAGS WAVED** - **NO OVERTAKING**

DID in car - FCY-9-FCY-8-FCY-7..... (TEAMS MUST INFORM THE DRIVERS)

At “0”s - Full course yellow **ACTIVATED**– all marshal FCY boards and waved yellow flags

All cars slow to 80 kph, all cars proceed in single file

CARS TRAVELLING AT LESS THAN 80Kph - to be INVESTIGATED


FCY



FCY



SHORT FULL COURSE YELLOW



FCY


End of procedure “FCY ending on short notice”

5, 4, 3, 2, 1 countdown will given, green flag will be shown, racing recommences

FCY – END



LONG FULL COURSE YELLOW



FCY

FCY will then proceed into a Safety Car procedure – announced on the radio


Safety car on track, it will overtake race cars until it is positioned in front of the race leader

The initial deployment of the SC car is without lights until it finds the race leader

FCY boards will change to SC boards

THEN standard SC procedure is followed – FCY ends – cars may increase speed to close the gaps

SAFETY CAR



SC

“SC procedure”

All marshal posts will display SC boards and waved yellow flags

All cars, in single file, must catch up the group when safe to do so

End of procedure: **“SC in this lap”**

“SC lights off” after turn 12 – all signalling removed

Safety car exits via PIT LANE

No overtaking prior to pass the FINISH line

PIT EXIT LIGHTS DURING SC

Pit exit light remain **GREEN**

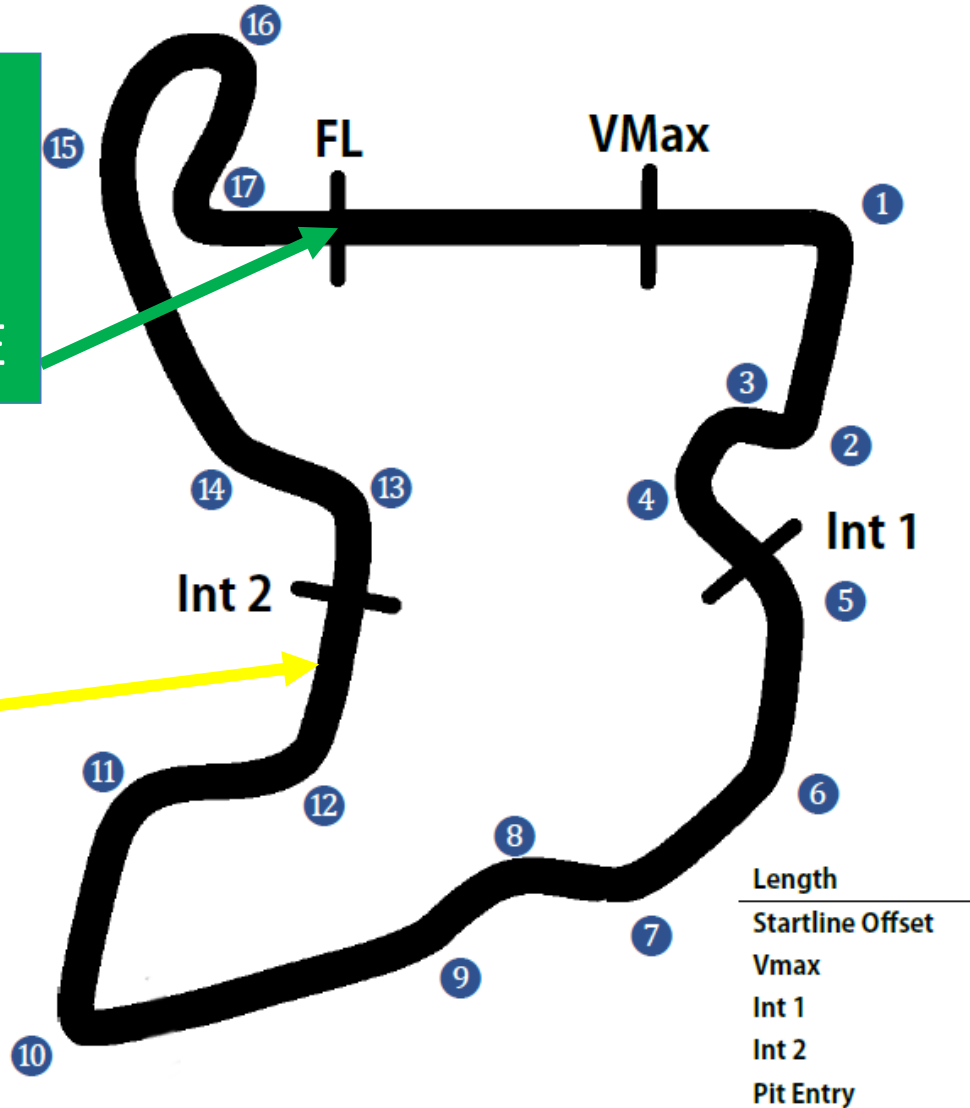
When the SC exit T16, the pit exit light will turn **RED**

When last car in the group behind SC passes pit exit, the light will turn **GREEN**

END OF SAFETY CAR PROCEDURE

OVERTAKE ONLY
AFTER PASSING THE
GREEN FLAG ON THE
CONTROL/FINISH LINE


SAFETY CAR
LIGHTS OUT



TRACK LIMITS T8 - T9, T14, T17

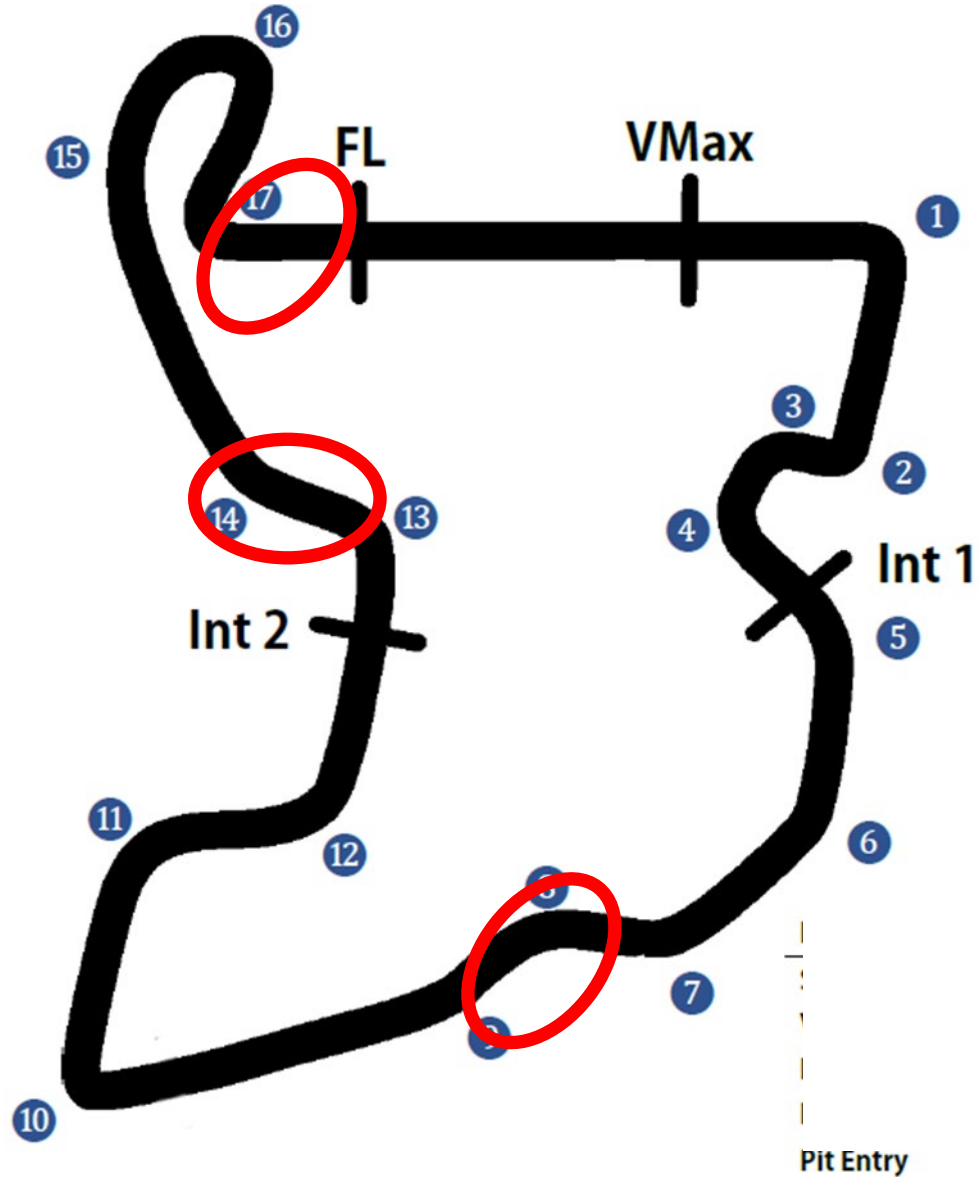


NO!



OK

Track limits!



**Active Automatic Track limit
cameras located T8 - T9, T14,
T17**

TRACK LIMITS

WARNINGS WILL BE ISSUED ON TIMING SCREEN and/or RADIO for the CAR

Turn 8-9, 14, 17 - Race Control TV


OP1: Persistent offenders will be reported to the stewards, possible black flag.

PQ: Lap times will be deleted – Repeat offenders will be reported to the stewards, possible black flag.

QUALIFYING: Lap times will be deleted. Cars breaching track limits T17, next laps deleted also.

Race: Via the radio and/or screen. 3rd infringement, Black & White Flag. A fourth infringement will result in a Drive Through Penalty. Further infringement will result in another black and white, followed by another Drive Through Penalty for the remainder of the Race.

Chequered Flag



NO OVERTAKING AFTER PASSING THE CHEQUERED FLAG

ANY CARS RUNNING OFF TRACK (beyond the white lines) will be investigated.

PODIUM CARS

Podium cars will be directed to the podium Pit entry

Required Podium cars:

1st 2nd 3rd GT3 Overall,

1st 2nd 3rd GT3 Pro-Am

1st 2nd 3rd Silver,

1st 2nd 3rd Silver-Am,

1st 2nd 3rd Am.

All cars are under parc-fermé conditions

All other cars parc-fermé inside the garages front wheels on the line





WORLD CHALLENGE

ASIA

MANDALIKA 2026

powered by 